


# serie 02.0217S - 02.0202T



Pannello di controllo Top  
Control Panel Top



Pannello di controllo Standard  
Control Panel Standard

Cabina multifunzione completa di:  
doccia, idromassaggio verticale,  
bagno turco, sistema  
computerizzato per la regolazione  
ed il controllo delle funzioni.  
Disponibile nelle versioni:  
STANDARD  
TOP

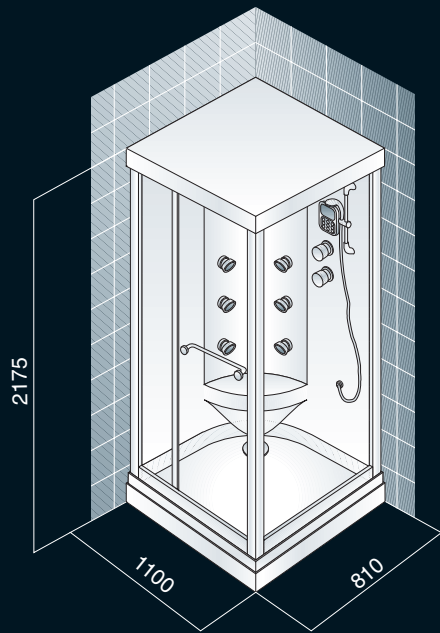
Box Shower  
complet with:  
vertical hydromassage, turkish bath,  
and computer system  
for control and regulation of all  
functions.  
Available in version:  
STANDARD  
TOP



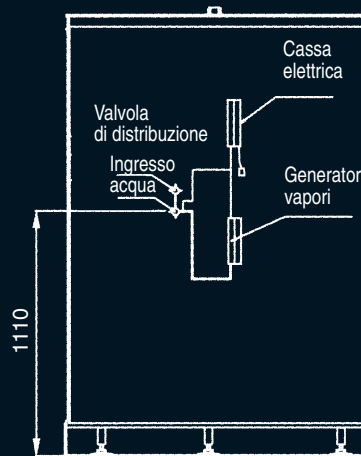
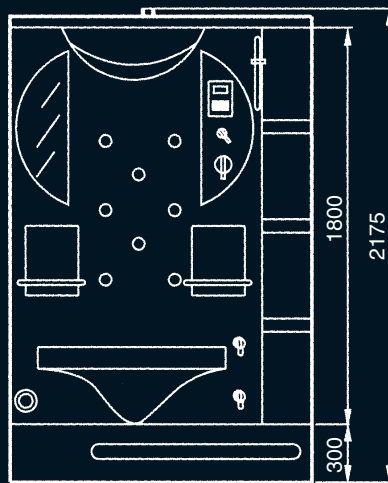
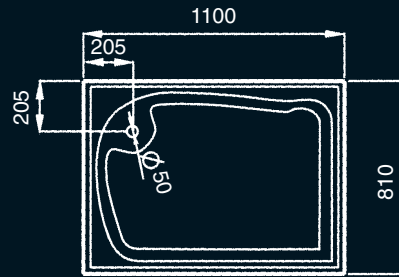
## CARATTERISTICHE TECNICHE - TECHNICAL SPECIFICATIONS

	02.0217 - STANDARD	02.0202T - TOP
Dimensioni - Dimensions	810x1100x2175	810x1100x2175
Materiale - Material	Acrilico-Acrylic	Acrilico-Acrylic
Peso netto - Net Weight	Kg. 130	Kg. 145
Piedini antivibranti regolabili - Adjustable small feet	*	*
Radio - Radio	*	*
Areazione interna - Ventilator	*	*
Cromoterapia - Chromatherapy	*	*
Bagno turco - Steam room	*	*
Display - Display	*	*
Soffione - Shower head	*	*
Doccia con saliscendi - Hand shower	*	*
Rubinetteria - Bathroom finishings	*	*
Pressione consigliata - Advisable pressure	bar 3	bar 3
Bocchette idro orientabili - Jet massage	N° 8	N° 8
Alimentazione idrica - Connection water	1/2"	1/2"
Scarico - Drainpipe	Ø 50	Ø 50
Tensione - Voltage	220 v	220 v
Frequenza - Frequency	50 Hz	50 Hz
Potenza max assorbita - Adsorbed power	W 200	W 3300
Portata utile acqua - Water capacity	11 lt/min	11 lt/min
Seggiolino - Seat	*	*
Specchio - Mirror	*	*
Pannello frontale estraibile - Frontal skirth extractable	*	*
Massaggio plantare - Foot massage	*	*
Campanello d'allarme - Alarm bell	*	*
Cristalli temperati - Crystals tempered	5 mm	5 mm
Contentori per sostanze fitocosmetiche (aromatoterapia) - Container for aromatic therapy's substance	*	*

# 02.0217S - 02.0202T



## CARATTERISTICHE TECNICHE CABINA DOCCIA IDROMASSAGGIO TECNICAL SPECIFICATIONS BOX SHOWER HYDROMASSAGE



## SCHEDE TECNICHE CONSIGLIATE PER ALLACCIAMENTI IDRICI-ELETRICI CABINA DOCCIA IDROMASSAGGIO TECNICAL SPECIFICATIONS CONNECTION ELECTRICAL-WATER BOX SHOWER HYDROMASSAGE

