

# serie 02.0216T2



Blu / Blue



Grigio argento  
Silver grey



Colori opzionali dei pannelli posteriori di cristallo.  
Optional color for back panel's glass.



Pannello di controllo  
Control Panel

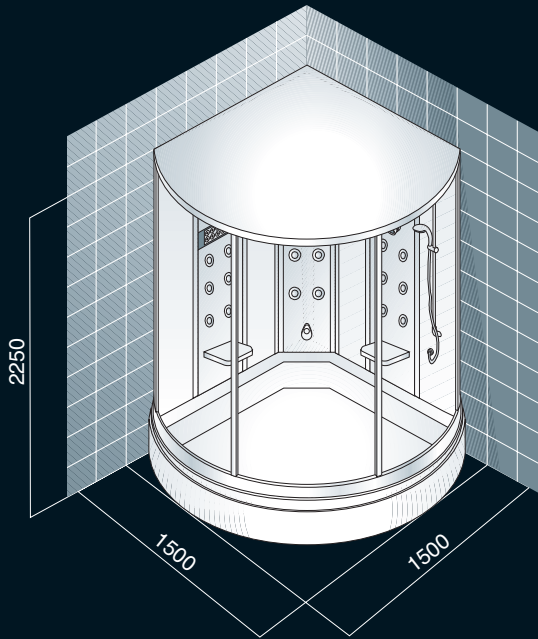
Cabina multifunzione completa di:  
doccia, idromassaggio verticale,  
vasca idromassaggio, bagno turco,  
cromoterapia, sistema computerizzato  
per la regolazione ed il controllo delle funzioni.  
Disponibile nelle versioni:  
TOP

Box Shower  
complet with:  
vertical hydromassage, massage bath tub,  
turkish bath, chromatherapy and computer  
system for control and regulation of all functions.  
Available in version:  
TOP

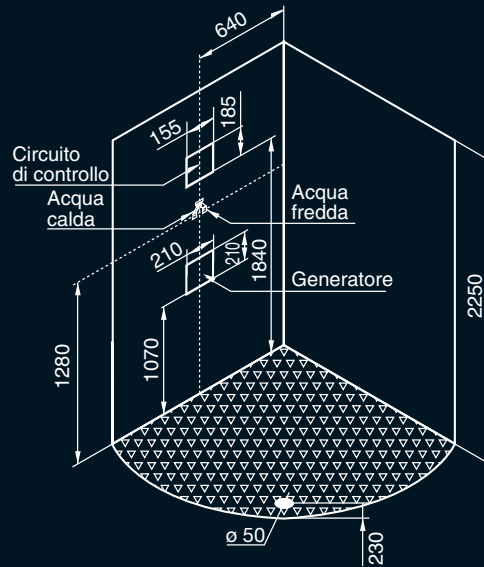
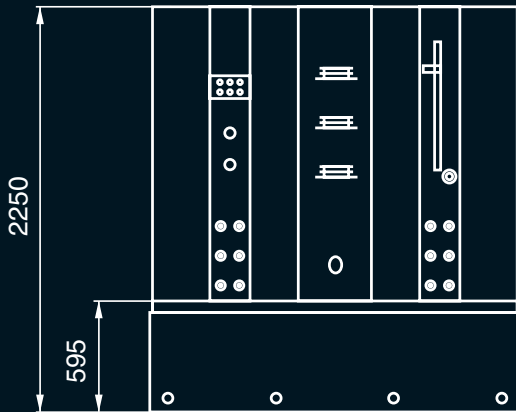
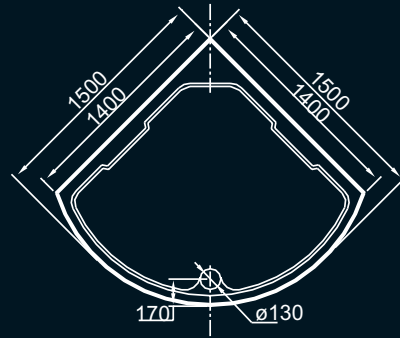


## CARATTERISTICHE TECNICHE - TECHNICAL SPECIFICATIONS

	<b>02.0216T2</b>
Dimensioni - Dimensions	1500x1500x2250
Materiale - Material	Cristallo - Acrilico/Cristal - Acrylic
Peso netto - Net Weight	Kg. 290
Piedini antivibranti regolabili - Adjustable small feet	*
Radio - Radio	*
Aerazione interna - Ventilator	*
Cromoterapia - Chromatherapy	*
Bagno turco - Steam room	*
Display - Display	*
Soffione - Shower head	*
Doccia con saliscendi - Hand shower	*
Rubineria - Bathroom finishings	*
Pressione consigliata - Advisable pressure	bar 3
Bocchette idro orientabili - Jet massage	N° 18
Alimentazione idrica - Connection water	1/2"
Scarico - Drainpipe	Ø 50
Tensione - Voltage	220 v
Frequenza - Frequency	50 Hz
Potenza max assorbita - Adsorbed power	W 3000
Seggiolini ribaltabili - Drop seats	*
Portata utile acqua - Water capacity	11 lt/min
Specchio - Mirror	*
Pannello frontale estraibile - Frontal skirith extractable	*
Cristallo temperato - Crystals tempered	5 mm
Contenitori per sostanze fitocosmetiche (aromaterapia) - Container for aromatic therapy's substance	*



**CARATTERISTICHE TECNICHE CABINA DOCCIA IDROMASSAGGIO**  
**TECNICAL SPECIFICATIONS BOX SHOWER HYDROMASSAGE**



**SCHEDE TECNICHE CONSIGLIATE PER ALLACCIAMENTI IDRICI-ELETRICI CABINA DOCCIA IDROMASSAGGIO**  
**TECNICAL SPECIFICATIONS CONNECTION ELECTRICAL-WATER BOX SHOWER HYDROMASSAGE**

